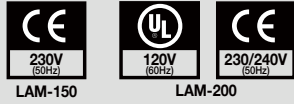
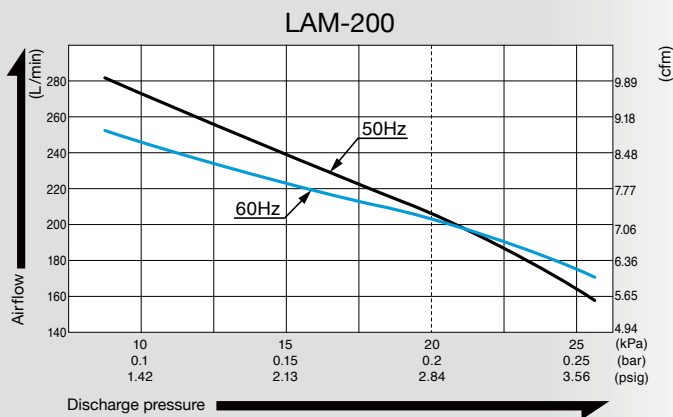
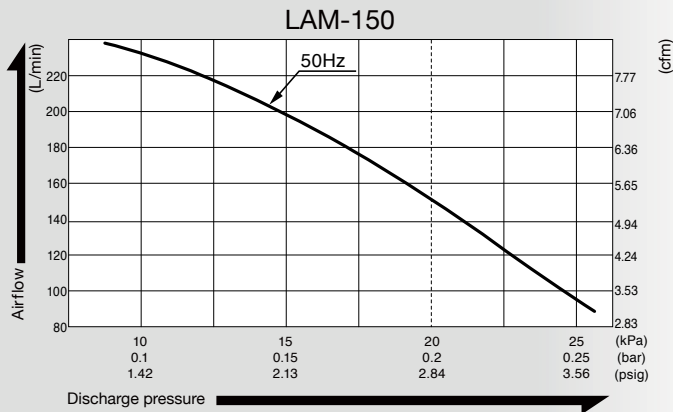


Blower

Model LAM-150 & LAM-200



Airflow Characteristics




Specifications

	LAM-150	LAM-200	
Power Supply	230 V AC	120 V AC	230/240 V AC
Rated Frequency	50 Hz	60 Hz	50 Hz
Power Consumption	140 W	215 W	
Rated Pressure	20 kPa (0.2 kgf/cm ²) 0.2 bar 2.84 psig		
Rated Airflow	150 L/min 5.3 cfm	200 L/min 7.06 cfm	
Weight	12.3 kg 27.1 lbs	12.3 kg 27.1 lbs	

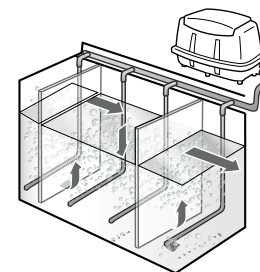
Please read the page of "How to Use This Catalog" first for correct use of compressors and pumps.

Optional Hose Assemblies




Application Examples

Grease Trap



Home Aerobic Sewage Treatment System



Dimensional Outline Drawing (Unit: mm)

